

BANASTHALI PUBLIC SCHOOL
SUMMER HOLIDAY HOMEWORK, SESSION: 2024-25

Circular No. BPS/24-25/07(4)

CLASS - IV

Dated: 09.05.2024



A time to pursue hobbies and interests,
To do things in others behests,
It is a time that all crave for,
And of what students want more.

A time of fun and joy,
In which I did enjoy,
Learning and games both came,
I treated them the same.

Dear Student,

Summers are at door steps. Holidays are a well-deserved opportunity to relax and remind by indulging in activities that are pleasurable at the same time educative. So, you are required to engage yourself whole heartedly as you will learn a lot through it. Practice your hobbies or inculcate new hobbies.

Do a lot of reading-can be newspaper, magazine or books.

- ❖ Try to converse in English with your parents, siblings and friends, as it will improve your proficiency in English language.
- ❖ Place a small bowl/ pot of clean water for birds in balcony or terrace.
- ❖ Help your parents in the kitchen.

Dear Parents,

This is to inform that the **SUMMER VACATION** of the Session 2024-25, for the students of **CLASSES PREP TO VIII** will commence from **13th May 2024 (Monday) to 30th June, 2024 (Sunday)**. The classes will resume from **01st July, 2024 (Monday)** onwards. However, the **school office** will remain open from **8:30 a.m. to 12:30 p.m.** on all working days during summer vacations.

Summer holidays homework is an initiative on our part, to inculcate innovativeness, creativity and interest in the tasks assigned to our students. It will not only enable them to recapitulate what was taught but will also help them to connect themselves to various learning process.





NOTE: HOLIDAY HOMEWORK OF ALL THE SUBJECTS NEED TO BE SUBMITTED TO RESPECTIVE SUBJECT TEACHERS ON THE DAY THE SCHOOL REOPENS AFTER SUMMER BREAK.

GENERAL INSTRUCTIONS:

1. Complete the work (C.W./H.W.) of all the subjects taught in the class, in respective notebook's and in neat hand writing, if still pending.
2. Holiday Homework will be included in **Internal Assessment**, so complete the entire work in beautiful and correct manner.
3. Parent is requested to help their wards in completing the work in H.H.W. notebook /Scrap Book /Project File itself as mentioned.
4. Revise Unit Test-1 syllabus which is also provided along with H.H.W., which will be scheduled in the first week of July,2024.

HAPPY HOLIDAYS
STAY SAFE, STAY HEALTHY!!

Subject	Details												
English	<ol style="list-style-type: none"> Take dictation of 5 new words for 10 days from your parents in H.H.W. Notebook. Do correction work wherever required. (Three times) Read story 1 to 4 of your story book 'Treasure Trove'. Also underline and write Nouns and Verbs (10 each) from the stories in your H.H.W. Notebook. Project Work: Make a beautiful collage of famous cuisine (dishes) and dresses of Delhi and Andaman & Nicobar Islands in your Project File. Also describe the same in your own words in form of a paragraph (80-100 words). Make decorative flash cards on the following topics according to your Roll Number. (Refer your Grammar book) [Size 10x10cm] <table border="1" data-bbox="347 495 1029 723"> <thead> <tr> <th>Roll No.</th> <th>Topic</th> </tr> </thead> <tbody> <tr> <td>1 to 7</td> <td>Noun</td> </tr> <tr> <td>8 to 14</td> <td>Pronoun</td> </tr> <tr> <td>15 to 21</td> <td>Verbs</td> </tr> <tr> <td>22 to 28</td> <td>Tenses</td> </tr> <tr> <td>29 to 35</td> <td>Adjectives</td> </tr> </tbody> </table> Practise cursive strokes in your holidays to improve your handwriting. Complete Pg. No.- 14 to 25 of your Cursive Book. 	Roll No.	Topic	1 to 7	Noun	8 to 14	Pronoun	15 to 21	Verbs	22 to 28	Tenses	29 to 35	Adjectives
Roll No.	Topic												
1 to 7	Noun												
8 to 14	Pronoun												
15 to 21	Verbs												
22 to 28	Tenses												
29 to 35	Adjectives												
Hindi	<ol style="list-style-type: none"> वाटिका पाठ्य पुस्तक से 10 शब्दों का श्रुतलेख सप्ताह में तीन दिन कीजिए एवं सुधार कार्य भी कीजिए। निर्झर मोती सुलेख पुस्तिका में पृष्ठ-16 से 30 तक का कार्य पूरा कीजिए। परियोजना कार्य – अंडमान-निकोबार में स्थित "सुभाष चंद्र बोस टापू" के बारे में सचित्र जानकारी अपनी प्रोजेक्ट फाइल में लिखिए। पॉलिथीन के प्रयोग को कम करने के लिए आप क्या-क्या कर सकते हैं? इस विषय पर अपने विचार चित्र सहित स्क्रेप फाइल में लिखिए। 												
Mathematics	<ol style="list-style-type: none"> Create your own Multiplication Table Wheel using cardboard and colourful sheets. The Pin code represents a system which divides the country into different regions. Find the Pin code of 3 areas each of Andaman & Nicobar, Lakshadweep Islands and Delhi. <ol style="list-style-type: none"> Present the above data in a tabular form. Find the sum of all pin codes. Find the difference between the greatest and smallest pin code. Do Mental Mathematics Exercise 1 and 3 in Mathematics Book given on Pg. No. 182. Do Exercise 2 given on Pg. No. 183 in H.H.W. notebook. Make a beautiful chart on the following topics according to your Roll Number: <table border="1" data-bbox="347 1451 1445 1668"> <thead> <tr> <th>Roll No.</th> <th>Topic</th> </tr> </thead> <tbody> <tr> <td>1 to 7</td> <td>Test of Divisibility (Refer Pg. No. 54 of Math book)</td> </tr> <tr> <td>8 to 14</td> <td>Properties of HCF and LCM (Refer Pg. No. 69 & 70 of Math book)</td> </tr> <tr> <td>15 to 21</td> <td>Rounding off Numbers (Refer Pg. No. 78 to 80 of Math book)</td> </tr> <tr> <td>22 to 28</td> <td>Different units of Time (Refer Pg. No. 140 of Math book)</td> </tr> <tr> <td>29 to 35</td> <td>Pictorial Representation of Data (Refer Ch-17 of Math book)</td> </tr> </tbody> </table> 	Roll No.	Topic	1 to 7	Test of Divisibility (Refer Pg. No. 54 of Math book)	8 to 14	Properties of HCF and LCM (Refer Pg. No. 69 & 70 of Math book)	15 to 21	Rounding off Numbers (Refer Pg. No. 78 to 80 of Math book)	22 to 28	Different units of Time (Refer Pg. No. 140 of Math book)	29 to 35	Pictorial Representation of Data (Refer Ch-17 of Math book)
Roll No.	Topic												
1 to 7	Test of Divisibility (Refer Pg. No. 54 of Math book)												
8 to 14	Properties of HCF and LCM (Refer Pg. No. 69 & 70 of Math book)												
15 to 21	Rounding off Numbers (Refer Pg. No. 78 to 80 of Math book)												
22 to 28	Different units of Time (Refer Pg. No. 140 of Math book)												
29 to 35	Pictorial Representation of Data (Refer Ch-17 of Math book)												
G.K.	<ol style="list-style-type: none"> Read any story of Akbar and Birbal. Make a storyboard related to the same. (refer Ch.1) Write any 10 Current affairs in your G.K notebook. Search & write about the History of Olympic Games held in India. (In G.K. Notebook) 												
Moral Science	<ol style="list-style-type: none"> Write 5 moral values in your Moral Science notebook. Write five thoughts with their meanings in your Moral Science notebook. Write two stories that teach you moral value. Also, write the lesson you've learnt in your Moral Science notebook. Draw pictures related to the story. 												

Art & Craft	<p>1. Make 3D under water sea scene with colourful clay on hard surface as you can see the picture. Material Required: hard surface of any shape, colourful clay.</p> <div style="display: flex; justify-content: space-around;">   </div> <p>2. Make one Rajasthani portrait of girl or boy, 11 inches high. You can take help from your Art Book 'I AM AN ARTIST', Pg. No. 35 and paste it on hard surface. Material Required: poster colours, white ivory sheet, stones , mirrors etc.</p> <div style="display: flex; justify-content: space-around;">   </div>												
Computer	<ol style="list-style-type: none"> 1. Search and download pictures of different Categories of Robots from internet, take a printout and paste in computer notebook. (Refer Ch.11). 2. Make a table showing memory measuring units in computer notebook. (Refer Ch.1) 3. Learn typing in English using all 10 fingers. To enhance the typing practice, type two pages of "The quick brown fox jumps over the lazy dog" in Microsoft Word and follow the given instructions. Take the printout and paste in computer notebook. Instructions: Font name: Times New roman Font size: 12 												
Social Science	<ol style="list-style-type: none"> 1. Prepare a poster showing various tourist places situated in the Himalayan mountains on A4 size paper. 2. Draw / paste pictures of different means of transport and write few lines on each in your Scrap Book. 3. Make a project presenting culture and heritage of Andaman and Nicobar islands and Delhi in your Project File. 4. Write names of 28 states and 8 Union Territories of India with their capitals in your Holiday Homework Notebook. 5. Mark the States and Union Territories on Political map of India. 												
Science	<ol style="list-style-type: none"> 1. Create a colourful terrarium in which special kinds of plants usually grow like ferns, succulents and petunias. Fill a glass vessel with some sand and colourful pebbles. Place the plants in such a way so as they arrange to create a beautiful landscape. Learn about the different varieties of plants and their adapting features. 2. Make a project on Respiratory and Circulatory system in your Project File. 3. Prepare a menu card for Blue Sea café located in Andaman and Nicobar Islands. It should include snacks, main course and desserts that originate from there. 4. Make a beautiful chart on the following topics according to your roll numbers. <table border="1" data-bbox="347 1832 1182 2051" style="width: 100%; border-collapse: collapse;"> <thead> <tr> <th style="text-align: center;">Roll No.</th> <th style="text-align: center;">Topic</th> </tr> </thead> <tbody> <tr> <td style="text-align: center;">1 to 7</td> <td>Steps of farming</td> </tr> <tr> <td style="text-align: center;">8 to 14</td> <td>Machines used in farming</td> </tr> <tr> <td style="text-align: center;">15 to 21</td> <td>Machines used for food processing</td> </tr> <tr> <td style="text-align: center;">22 to 28</td> <td>Market place</td> </tr> <tr> <td style="text-align: center;">29 to 35</td> <td>Journey of food from farm to fork</td> </tr> </tbody> </table>	Roll No.	Topic	1 to 7	Steps of farming	8 to 14	Machines used in farming	15 to 21	Machines used for food processing	22 to 28	Market place	29 to 35	Journey of food from farm to fork
Roll No.	Topic												
1 to 7	Steps of farming												
8 to 14	Machines used in farming												
15 to 21	Machines used for food processing												
22 to 28	Market place												
29 to 35	Journey of food from farm to fork												

CLASS: IV
SYLLABUS FOR UNIT TEST – 1

ENGLISH	Reader: Ch.1 Heidi’s Love for Nature and All Creatures Ch.3 Outstanding Sportswomen of Today Poem 1 Wind on the Hill Grammar: Ch. 1 Words, Phrases & Sentences Ch.2 Kinds of Sentences Ch. 14 Exclamatory & Emphatic Sentences Paragraph Writing & Unseen Passage
MATHEMATICS	Ch.1 Large Numbers Ch.2 Addition and Subtraction Ch.3 Multiplication
SCIENCE	Ch.1 How Plants Make Food Ch.2 Adaptations In Plants Ch.5 Respiratory And Circulatory Systems.
SOCIAL SCIENCE	Ch.1 Our Country :India Ch.2 India : The Great Himalayas Ch.12 Means of Transportation
HINDI	वाटिका : पाठ-1 कौन पाठ-2 कोई किसी से कम नहीं । व्याकरण भारती- पाठ-1 हमारी भाषा पाठ-2 वर्ण और वर्णमाला । अपठित गद्यांश, चित्र वर्णन ।