

BANASTHALI PUBLIC SCHOOL
SUMMER HOLIDAY HOMEWORK, SESSION: 2024-25

Circular No. BPS/24-25/07(2)

CLASS - II

Dated: 09.05.2024



A time to pursue hobbies and interests,
To do things in others behests,
It is a time that all crave for,
And of what students want more.

A time of fun and joy,
In which I did enjoy,
Learning and games both came,
I treated them the same.

Dear Student,

Summers are at door steps. Holidays are a well-deserved opportunity to relax and remind by indulging in activities that are pleasurable at the same time educative. So, you are required to engage yourself whole heartedly as you will learn a lot through it. Practice your hobbies or inculcate new hobbies.

Do a lot of reading-can be newspaper, magazine or books.

- ❖ Try to converse in English with your parents, siblings and friends, as it will improve your proficiency in English language.
- ❖ Place a small bowl/ pot of clean water for birds in balcony or terrace.
- ❖ Help your parents in the kitchen.

Dear Parents,

This is to inform that the **SUMMER VACATION** of the Session 2024-25, for the students of **CLASSES PREP TO VIII** will commence from **13th May 2024 (Monday) to 30th June, 2024 (Sunday)**. The classes will resume from **01st July, 2024 (Monday)** onwards. However, the **school office** will remain open from **08:30 a.m. to 12:30 p.m.** on all working days during summer vacations.





Summer holidays homework is an initiative on our part, to inculcate innovativeness, creativity and interest in the tasks assigned to our students. It will not only enable them to recapitulate what was taught but will also help them to connect themselves to various learning process.

NOTE: HOLIDAY HOMEWORK OF ALL THE SUBJECTS NEED TO BE SUBMITTED TO RESPECTIVE CLASS TEACHER ON THE DAY THE SCHOOL REOPENS AFTER SUMMER BREAK.

GENERAL INSTRUCTIONS:

1. Complete the work (C.W./H.W.) of all the subjects taught in the class, in respective notebook's and in neat hand writing, if still pending.
2. Holiday Homework will be included in **Internal Assessment**, so complete the entire work in beautiful and correct manner.
3. Parent is requested to help their wards in completing the work in H.H.W. notebook /Scrap Book /Project File itself as mentioned.
4. Revise Unit Test-1 syllabus which is also provided along with H.H.W., which will be scheduled in the first week of July,2024.

HAPPY HOLIDAYS
STAY SAFE, STAY HEALTHY

Subject Name	Details
English	<p>“Learning is a treasure that will follow its owner everywhere”.</p> <ol style="list-style-type: none"> 1. Take dictation of five new words for 10 days from Chapter 1, 2 and the poem, ‘Family Fun’ of literature book in your Holiday home work notebook. 2. Complete Pg. No. 12-20 in cursive writing book. 3. Make a collage of naming words using different pictures from magazine or coloured newspaper in Scrap Book.  <ol style="list-style-type: none"> 4. Make a ZOO in school’s Scrap Book by pasting pictures of different animals. Write their name in alphabetical order and give one describing word for each animal/bird. <p><u>PROJECT WORK</u></p> <p>Select any two monuments of each Andaman and Nicobar Islands and Delhi and write a paragraph about them and paste relevant pictures of both monuments in the Project File.</p>
Art & Craft	<ol style="list-style-type: none"> 1. Make 4 season 3D trees with cutout of pastel sheet. It should be 8 inches long. Material required: Pastel sheets, cutouts, glitter sheet stickers etc.  <p>https://www.youtube.com/watch?app=desktop&v=hexM3GaE2J4 you can take help from this link to make the tree.</p> <ol style="list-style-type: none"> 2. Make under water sea scene book marks. with beautiful colors and give very thin border to it as shown in pictures. It should be 7 inches long and 2.5 inches wide. Material required: Pastel sheets, oil pastel colors, sketch pens, etc. 
Moral Science	<p>“Education is not preparation for life; education is life itself”.</p> <ol style="list-style-type: none"> 1. Write a poem related to mother and paste your mother’s photograph in holiday homework notebook.  <ol style="list-style-type: none"> 2. Create a “Gratitude Collage”. Create a collage in Project File by cutting out pictures or words that represent things you are grateful for. It can include pictures of family members, friends, pets, favourite activities and food you enjoy.
Comp.	<ol style="list-style-type: none"> 1. Paste any three pictures of Input and Output devices each in computer notebook. 2. Do typing practice of ‘The quick brown fox jumps over the lazy dog’ in Microsoft Word and take the printout and paste in computer notebook.

“Nature is painting for us, day after day, pictures of infinite beauty.”

1. Make your Family Tree in the Scrap Book. Paste pictures of the family members along with their names.



2. Make a diet plan for a week in your Project File.
3. Kindly Note: -
 - i) Please make all the charts in landscape format.
 - ii) All the headings should be bold and written beautifully in at least 1-inch font size.

Roll No.	II A	II B	II C
1-10	Make two cut-outs of URBAN transport. Like: - Bullock cart, horse cart etc.	Make two cut-outs of RURAL transports. Like: - Metro, car, bus etc..	Make a 3D chart depicting rural area lifestyle.
11-20	Make a 3D chart depicting urban lifestyle.	Make a 3D chart related food items of URBAN areas.	Make a 3D chart related food items of RURAL areas
21-30	Make one house each of URBAN and RURAL area.	Make two cut outs of people wearing different clothes in URBAN and RURAL areas	Make two cut outs of people wearing different clothes in URBAN and RURAL areas
31-36	Make a 3D chart depicting rural area lifestyle.	Make one house each of URBAN and RURAL area.	Make one working model of wheel potter/tube well


PROJECT WORK

Paste any five picture of birds we can find in Andaman and Nicobar Islands and Delhi in **Scrap Book**.

1. वाटिका – पाठ-1,2,3 में से 5 शब्दों का श्रुतलेख प्रतिदिन करें एवं सुधार कार्य भी करें।
2. निर्झर मोती –पृष्ठ -11 से पृष्ठ- 20 अपनी पुस्तक में पूरा कीजिए।
3. भिन्न -भिन्न प्रकार के पांच जानवरों के चित्र चिपकाकर उनके नाम लिखिए (पानी तथा ज़मीन पर रहने वाले)
4. *परियोजना कार्य -तीन वर्णों वाले 10 शब्दों की एक रेलगाड़ी बनाइए ।
समस्त कार्य हिंदी Holiday Home Work Note Book में कीजिए ।
5. अडमान और निकोबार के किसी एक कवि के बारे में कुछ पंक्तियाँ अपनी प्रोजेक्ट फाइल में लिखिए और उसका चित्र भी चिपकाइए ।

E.V.S.

Hindi

General Knowledge	<ol style="list-style-type: none"> 1. Write a brief description on any one state of India that you would like to visit, and include pictures of its attractions in your Project File. 2. Create a scavenger hunt for any two animals or birds of your choice. Include pictures showcasing their habitat, eating habits, young ones, and movement in your Scrap Book. 
Mathematics	<p>“Without mathematics, there's nothing you can do. Everything around you is mathematics. Everything around you are numbers”.</p> <ol style="list-style-type: none"> 1. Make a snake and ladder game with cardboard and colourful papers. 2. Choose any 3 three-digit numbers. Write their number names and arrange them in ascending and descending order in holiday homework notebook. 3. Make ten hand prints and write the skip counting by 5's on it. (in Project File) 4. Write counting 501 to 1000 in your Mathematics book. (Pg. No. 35 to 39). 5. Learn and write 2 to 10 tables twice in your holiday homework notebook. <p>PROJECT WORK</p> <p>Write total population in terms of male and female of Andaman and Nicobar Islands and Delhi in Project File.</p>

CLASS: II
SYLLABUS FOR UNIT TEST-1

ENGLISH	<p><u>Stellar English: Literature</u> Ch.1 Mommy is the Best, Poem: Family Fun <u>Learn Well Smart: Grammar</u> Ch.1 The English Alphabet, Ch.2 Naming Words Picture Composition</p>
MATHEMATICS	<p><u>Excellence in Mathematics:</u> Ch.1 Revision , Ch.2 Numbers Up to One Thousand Table 2 to 5</p>
E.V.S.	<p><u>Me and My World</u> Ch.1 Growing Up, Ch.2 Organs of Our Body, Ch.3 Our Family</p>
HINDI	<p><u>वाटिका</u> कविता-1 सुबह हो गई पाठ-2 शारा की अनोखी यात्रा <u>व्याकरण भारती</u> पाठ-1 वर्ण और वर्णमाला पाठ- 2 मात्राएँ चित्र वर्णन</p>