

BANASTHALI PUBLIC SCHOOL
SUMMER HOLIDAY HOMEWORK, SESSION: 2024-25

Circular No: BPS/24-25/07(3)

CLASS: III

Dated: 09.05.2024



A time to pursue hobbies and interests,
To do things in others behests,
It is a time that all crave for,
And of what students want more.

A time of fun and joy,
In which I did enjoy,
Learning and games both came,
I treated them the same.

Dear Student,

Summers are at door steps. Holidays are a well-deserved opportunity to relax and remind by indulging in activities that are pleasurable at the same time educative. So, you are required to engage yourself whole heartedly as you will learn a lot through it. Practice your hobbies or inculcate new hobbies. Do a lot of reading-can be newspaper, magazine or books.

- ❖ Try to converse in English with your parents, siblings and friends, as it will improve your proficiency in English language.
- ❖ Place a small bowl/ pot of clean water for birds in balcony or terrace.
- ❖ Help your parents in the kitchen.

Dear Parents,

This is to inform that the **SUMMER VACATION** of the Session 2024-25, for the students of **CLASSES PREP TO VIII** will commence from **13th May 2024 (Monday) to 30th June, 2024 (Sunday)**. The classes will resume from **01st July, 2024 (Monday)** onwards. However, the **school office** will remain open from **8:30 a.m. to 12:30 p.m.** on all working days during summer vacations.



Summer holidays homework is an initiative on our part, to inculcate innovativeness, creativity and interest in the tasks assigned to our students. It will not only enable them to recapitulate what was taught but will also help them to connect themselves to various learning process.





NOTE: HOLIDAY HOMEWORK OF ALL THE SUBJECTS NEED TO BE SUBMITTED TO RESPECTIVE SUBJECT TEACHERS ON THE DAY THE SCHOOL REOPENS AFTER SUMMER BREAK.

GENERAL INSTRUCTIONS:

1. Complete the work (C.W./H.W.) of all the subjects taught in the class, in respective notebook's and in neat hand writing, if still pending.
2. Holiday Homework will be included in **Internal Assessment**, so complete the entire work in beautiful and correct manner.
3. Parent is requested to help their wards in completing the work in H.H.W. notebook /Scrap Book /Project file itself as mentioned.
4. Revise Unit Test-1 syllabus which is also provided along with H.H.W., which will be scheduled in the first week of July,2024.

HAPPY HOLIDAYS!!!
STAY SAFE, STAY HEALTHY!!

Subject Name	Details												
English	<p>Summer Vacation is sweet encouragement for your hard work with deep love. Let's be creative by doing the following activities: -</p> <ol style="list-style-type: none"> 1. Prepare a brochure showing tourist attractions of Delhi and Andaman Nikobar Islands. 2. Take Ten Dictation words thrice a week from your parents in your H.H.W. Notebook, get it checked from them and do the correction three times. 3. Do Pg. No. 12 to 25 in Cursive Writing Book. 4. Draw and colour any scene and write five lines using adjectives in Project Notebook. 												
Hindi	<p>“भाषा ही राष्ट्र का जीवन है।”</p> <ol style="list-style-type: none"> 1. किन्हीं पाँच वाक्यों में सर्वनाम शब्दों का प्रयोग कर उन्हें अपनी स्कैप फाइल में लिखिए व पाँच खनिज पदार्थों का उनके नाम सहित ए-4 साइज़ शीट पर एक कोलाज बनाइए। 2. निर्झर मोती सुलेख पुस्तिका में पृष्ठ 9 से 27 पूरे कीजिए। 3. सप्ताह में कम से कम तीन दिन 'दस शब्द' श्रुतलेख का अभ्यास अपनी कॉपी में कीजिए व उसका अपने माता या पिता जी से मूल्यांकन करवा कर तीन बार सुधार कार्य कीजिए। <u>परियोजना कार्य</u> 4. अंडमान निकोबार में स्थित 'शहीद द्वीप' के बारे में चित्र सहित जानकारी अपनी प्रोजेक्ट फाइल में लिखिए। 												
E.V.S.	<p>“Enhance your knowledge by executing innovative activities as mentioned below.</p> <ol style="list-style-type: none"> 1. Make a comparison chart on A-3 size sheet of ten cuisines of Delhi and Andaman and Nicobar. 2. Do the differentiated activity of nutrients categorization in your Scrap Book (you can refer Page No. 25 for this). 3. Make two 3-D charts on the given topic as per your Roll No. <table border="0"> <thead> <tr> <th>Roll No.</th> <th>Topics</th> </tr> </thead> <tbody> <tr> <td>(a) 1 to 8</td> <td>i) Types of Natural Resources. ii) How to save Natural Resources.</td> </tr> <tr> <td>(b) 9 to 16</td> <td>i) Classification of Natural Resources. ii) Management of Natural Resources.</td> </tr> <tr> <td>(c) 17 to 24</td> <td>i) Other types of Energy-Green, Clean, Sustainable, Alternative Energy. ii) Conservation of Natural Resources.</td> </tr> <tr> <td>(d) 25 to 32</td> <td>i) Difference between Renewable and Non Renewable energy. ii) How to save Natural Resources.</td> </tr> <tr> <td>(e) 33 to 41</td> <td>i) Global Warming and its Effects, How to combat Global Warming. ii) How to Save Natural Resources from Global Warming.</td> </tr> </tbody> </table> <p>Kindly Note: All the headings on the chart should be bold and written beautifully.</p>	Roll No.	Topics	(a) 1 to 8	i) Types of Natural Resources. ii) How to save Natural Resources.	(b) 9 to 16	i) Classification of Natural Resources. ii) Management of Natural Resources.	(c) 17 to 24	i) Other types of Energy-Green, Clean, Sustainable, Alternative Energy. ii) Conservation of Natural Resources.	(d) 25 to 32	i) Difference between Renewable and Non Renewable energy. ii) How to save Natural Resources.	(e) 33 to 41	i) Global Warming and its Effects, How to combat Global Warming. ii) How to Save Natural Resources from Global Warming.
Roll No.	Topics												
(a) 1 to 8	i) Types of Natural Resources. ii) How to save Natural Resources.												
(b) 9 to 16	i) Classification of Natural Resources. ii) Management of Natural Resources.												
(c) 17 to 24	i) Other types of Energy-Green, Clean, Sustainable, Alternative Energy. ii) Conservation of Natural Resources.												
(d) 25 to 32	i) Difference between Renewable and Non Renewable energy. ii) How to save Natural Resources.												
(e) 33 to 41	i) Global Warming and its Effects, How to combat Global Warming. ii) How to Save Natural Resources from Global Warming.												
G.K.	<ol style="list-style-type: none"> 1. Make a Brochure on A4 size sheet with main dance forms of Lakshadweep and paste its pictures. 2. Paste the pictures of our President, Vice-President and Prime Minister and write 3 lines about them in your H.H.W. Notebook. 3. Prepare a dustbin using waste materials showing biodegradable and non-biodegradable. 												

M.Sc.	<ol style="list-style-type: none"> 1. Make a Sunflower using paper plate and write a beautiful self-composed poem on it, reflecting nature in your Project File.  <ol style="list-style-type: none"> 2. Visit any nearby worship place and serve food and water to the needy people. Do this social activity at least for five days.
Computer	<ol style="list-style-type: none"> 1. Draw and colour "Pictures of any 2 Input and Output devices" in computer notebook. (Refer Ch.-1) 2. Use Internet and search the Website of Banasthali Public School, see the home page and all other pages to collect information about your school. 3. To enhance the typing practice, type two pages of "The quick brown fox jumps over the lazy dog" in Microsoft Word and follow the given instructions. Take the printout and paste in computer notebook. Instructions: Font name: Times New Roman , Font size: 12
Drawing	<ol style="list-style-type: none"> 1. Make one A3 size folder and use page no. 8 of your art magic book as you can cut it after colouring and paste it on folder and decorate it. Material used: pastel sheet or handmade sheet, stickers oil pastel colours, sketch pens etc. 2. Make a game with waste big plastic bottle related to sea scene. As shown in the picture. Material used: 2 Litre waste plastic bottle, stickers, paints etc.  
Mathematics	<p>"The only way to learn Mathematics is to do Mathematics!!"</p> <ol style="list-style-type: none"> 1. Make any one musical instrument miniature model of Delhi and Andaman and Nicobar Islands with the help of disposable items using the different shapes. 2. Write any five Roman Numerals on A3 size sheet using matchsticks. 3. Write and learn tables from 2 to 15 two times in your H.H.W. notebook. 4. Make a multiplication wheel of any one table with the help of cardboard. 

CLASS: III
SYLLABUS FOR UNIT TEST – 1

ENGLISH	Stellar English Language and Literature Ch.1: Little Daddy Made a Footstool, Poem: All are Welcome Learnwell Smart English Grammar Ch.1: Vowels and Consonants, Ch.2: Nouns Picture Composition
HINDI	वाटिका: पाठ-1: हिंद देश के निवासी कविता, पाठ-2: भाग चूहे, भाग! व्याकरण भारती: पाठ-1: हमारी भाषा , पाठ-2: वर्ण और वर्णमाला चित्र वर्णन
MATHEMATICS	Ch.1: Numbers Upto Ten Thousands, Ch.2: Regional and Roman Numbers Ch.3: Addition of Numbers
E.V.S	Ch.1: Living in a Family, Ch.2: Our Body, Ch.3: The Food We Eat